

FY23 Homeland Security
Non-Profit Grant
Program
Grant Writing Session

Mississippi
Office of
Homeland
Security





Introductions

**Why do I need
Grant Writing?**



**Why do I need
Grant Writing?**



Mississippi Office of Homeland Security
2023 Homeland Security
Non-Profit Grant Program
Funding Guidance

In the 2023 Homeland Security Non-Profit Grant Program Funding Guidance, information is provided to fill out the FY23 Grant Application.

Please read and follow the step by step instructions for each section.



**Key Dates for
the FY23
Homeland
Security
Non-Profit
Grant**

Key Announcements	Key Dates
Memo Re: Release of FY23 Non-Profit Grant Investment Justification	February 15, 2023
FY23 Grant Application Release	March 1, 2023
Grant Writing Sessions	March 8, 2023 March 15, 2023
Application Deadline	March 29, 2023, by 5:00 p.m.
Application Review Period	April 2023
Award Notification (Purchase/Authorize of spending is unallowable, until executed Agreement is Received from MOHS)	Summer 2023 (Tentative) July 21, 2023 (Possible)
Grant Orientation	August 2023(Tentative)
Grant Awards Released	September 1, 2023 (Tentative)
Grant Packets Due and to be Returned to MOHS	September 15, 2023 (Tentative)
Grant Performance Period	September 1, 2023- August 30, 2024
Grant Closeout Deadline	November 1, 2024

Grant guidance for the 2023 Homeland Security Non-Profit Security Grant Program (NSGP) is forthcoming from the U.S. Department of Homeland Security (DHS)/Federal Emergency Management Agency (FEMA). Grant requirements may change in the official grant funding Notice of Funding Opportunity (NOFO).

If grant requirements change, applicants will be notified, and application modifications may be requested to fit updated grant requirements.

Annually, the DHS/FEMA issues the Fiscal Year (FY) Homeland Security Non-Profit Security Grant Program, NOFO and the FEMA Preparedness Grants Manual. Subrecipients must follow the programmatic requirements in the NOFO, FEMA Preparedness Grants Manual, and the applicable provisions in the Uniform Administrative Requirement, Cost Principles and Audit Requirements for Federal Awards located in Title 2, Code Federal Regulations, (C.F.R.)., Part 200.

Program Objective

The objective of the FY2023 NSGP is to provide funding for physical and cybersecurity enhancements and activities for nonprofit organizations that are at high risk of a terrorist attack.

The NSGP also seeks to integrate the preparedness activities of nonprofit organizations with broader state and local preparedness efforts.

Anticipated Program Activities

Given the evolving threat landscape, it is incumbent upon DHS/FEMA to continuously evaluate the national risk profile and set priorities that help ensure appropriate allocation of scarce security dollars. In assessing the national risk profile for FY 2023, one area attracts the most concern:

- Enhancing the protection of soft targets/crowded places.

Anticipated Program Activities

Likewise, there are several enduring security needs that crosscut the homeland security enterprise. The following are second-tier priorities that help recipients implement a comprehensive approach to securing communities:

- 1. Effective planning;
- 2. Training and awareness campaigns; and
- 3. Exercises.

FY 2023 NSGP Funding Priorities

All priorities in this table concern Safety and Security Lifelines.

Priority Areas	Core Capabilities Enhanced	Example Project Types
National Priorities		
Enhancing the Protection of Soft Targets/Crowded Places	<ul style="list-style-type: none"> • Planning • Operational coordination • Public information and warning • Intelligence and Information Sharing • Interdiction and disruption • Screening, search, and detection • Access control and identity verification • Physical protective measures • Risk management for protection programs and activities • Cybersecurity • Long-term vulnerability reduction • Situational assessment • Infrastructure systems 	<ul style="list-style-type: none"> • Private contracted security guards • Physical security enhancements <ul style="list-style-type: none"> ○ Closed circuit television (CCTV) security cameras ○ Security screening equipment for people and baggage ○ Access controls <ul style="list-style-type: none"> ▪ Fencing, gates, barriers, etc. ▪ Card readers, associated hardware/software • Cybersecurity enhancements <ul style="list-style-type: none"> ○ Risk-based cybersecurity planning and training ○ Improving cybersecurity of access control and identify verification systems ○ Improving cybersecurity of security technologies (e.g., CCTV systems) ○ Adoption of cybersecurity performance goals (https://www.cisa.gov/cpg)
Enduring Needs		
Planning	<ul style="list-style-type: none"> • Planning • Risk management for protection programs and activities • Risk and disaster resilience assessment • Threats and hazards identification • Operational coordination 	<ul style="list-style-type: none"> • Conduct or enhancement of security risk assessments • Development of: <ul style="list-style-type: none"> ○ Security plans and protocols ○ Emergency/contingency plans ○ Evacuation/shelter in place plans

Anticipated Program Activities

Likewise, there are several enduring security needs that crosscut the homeland security enterprise. The following are second-tier priorities that help recipients implement a comprehensive approach to securing communities:

- 1. Effective planning;
- 2. Training and awareness campaigns; and
- 3. Exercises.

Priority Areas	Core Capabilities Enhanced	Example Project Types
		<ul style="list-style-type: none">• Assessment of capabilities and gaps in planning for the needs of persons with disabilities and others with access and functional needs
Training & Awareness	<ul style="list-style-type: none">• Long-term vulnerability reduction• Public information and warning	<ul style="list-style-type: none">• Active shooter training, including integrating the needs of persons with disabilities• Security training for employees• Public awareness/preparedness campaigns
Exercises	<ul style="list-style-type: none">• Long-term vulnerability reduction	<ul style="list-style-type: none">• Response exercises

National Preparedness Goal

“A secure and resilient nation with the capabilities required across the whole community to prevent, protect against, mitigate, respond to, and recover from the threats and hazards that pose the greatest risk.”

MISSION AREAS



Applicants are encouraged to consider investments and projects that support local, regional, and national efforts to support the five mission areas for Homeland Security:

- Prevention- Prevent, avoid, or stop an imminent, threatened, or actual act of terrorism.
- Protection- Protect our citizens, residents, visitors, and assets against the greatest threats and hazards in a manner that allows our interests, aspirations, and way of life to thrive.
- Mitigation- Reduce the loss of life and property by lessening the impact of future disasters.
- Response- Respond quickly to save lives, protect property and the environment, and meet basic human needs in the aftermath of a catastrophic incident.
- Recovery- Recover through a focus on the timely restoration, strengthening and revitalization of infrastructure, housing, and a sustainable economy, as well as the health, social, cultural, historic, and environmental fabric of communities affected by a catastrophic incident.

Mission Areas and Core Capabilities

FEMA Core Capabilities

Prevention

- | | | |
|---|---|---|
| 1. Planning | 3. Intelligence and Information Sharing | 5. Screening, Search, and Detection |
| 1. Public Information and Warning | 4. Interdiction and Disruption | 6. Forensics and Attribution |
| 2. Operational Coordination | | |

Protection

- | | | |
|---|---|--|
| 1. Planning | 5. Interdiction and Disruption | 9. Physical Protective Measures |
| 2. Public Information and Warning | 6. Screening, Search, and Detection | 10. Risk Management for Protection Programs and Activities |
| 3. Operational Coordination | 7. Access Control and Identity Verification | 11. Supply Chain Integrity and Security |
| 4. Intelligence and Information Sharing | 8. Cybersecurity | |

Mitigation

- | | | |
|---|--|---|
| 1. Planning | 4. Community Resilience | 7. Threats and Hazards Identification |
| 2. Public Information and Warning | 5. Long-Term Vulnerability Reduction | |
| 3. Operational Coordination | 6. Risk and Disaster Resilience Assessment | |

Response

- | | | |
|--|--|---|
| 1. Planning | 7. Fatality Management Services | 12. On-Scene Security, Protection, and Law Enforcement |
| 2. Public Information and Warning | 8. Fire Management and Suppression | 13. Operational Communications |
| 3. Operational Coordination | 9. Logistics and Supply Chain Management | 14. Public Health, Healthcare, and Emergency Medical Services |
| 4. Infrastructure Systems | 10. Mass Care Services | 15. Situational Assessment |
| 5. Critical Transportation | 11. Mass Search and Rescue Operations | |
| 6. Environmental Response/ Health and Safety | | |

Recovery

- | | | |
|---|---|---|
| 1. Planning | 4. Infrastructure Systems | 7. Housing |
| 2. Public Information and Warning | 5. Economic Recovery | 8. Natural and Cultural Resources |
| 3. Operational Coordination | 6. Health and Social Services | |

Funding Eligibility



Funding Eligibility

Eligible nonprofit organizations are those organizations that are:

- Described under section 501(c)(3) of the Internal Revenue Code of 1986 (IRC) and exempt from tax under section 501(a) of such code.
- Able to demonstrate, through the application, that the organization is at high risk of a terrorist attack.

Funding Eligibility

Note: The Internal Revenue Service (IRS) does not require certain organizations such as churches, mosques, and synagogues to apply for and receive a recognition of exemption under section 501(c)(3) of the IRC. Such organizations are automatically exempt if they meet the requirements of section 501(c)(3).

These organizations are not required to provide recognition of exemption. For organizations that the IRS requires to apply for and receive a recognition of exemption under section 501(c)(3), the state may or may not require recognition of exemption, as long as the method chosen is applied consistently.

Refer to links below for additional information:

- <https://www.irs.gov/charities-non-profits/charitable-organizations/exemptionrequirements-section-501-c-3-organizations>
- <https://www.irs.gov/publications/p557>
- <https://www.irs.gov/charities-and-nonprofits>

Funding Eligibility-Not Eligible

Below are entities that are **not eligible** to apply under the Nonprofit Security Grant Program. These entities are subject to change with release of the official 2023 Notice of Funding Opportunity from FEMA.

Utility companies

For-profit transportation companies, such as a company offering bus service

For-profit hospitals

Organizations active in politics, lobbying, and advocacy work

- Volunteer fire departments
- Community Service organizations (Kiwanis, Rotary, and Lions Clubs)
- Homeowner Associations

Labor, agricultural or horticultural organizations

- Labor unions, county fairs, and flower societies are examples of these types of groups.

How do I Apply?

Nonprofit organizations must apply for FY2023 NSGP through the Mississippi Office of Homeland Security. Nonprofit organization may not apply directly to the Department of Homeland Security (DHS)/Federal Emergency Management Agency (FEMA).

- **Send Applications to: mohsgrant@dps.ms.gov**

What Can I Apply for?

If applicants have questions regarding the allowable or unallowable use of funding or need assistance in completing the application, please contact mohsgrants@dps.ms.gov.

Applicants may also visit the FEMA website and review the Notice of Funding Opportunity to review all grant funding guidelines for this grant opportunity. Please see the link below:

<https://www.fema.gov/grants/preparedness/nonprofit-security/nonprofit-security-grant-program-notices-funding-opportunity>

What Can I Apply for?

Eligible organizations may request NSGP funds to support the following activities. Each applicant must include its vulnerability/risk assessment on which the request(s) in the IJ is based.



What Can I Apply for?



Funding Maximums (subject to change with the release of the official 2023 Notice of Funding Opportunity from FEMA):

- Applicants with one site may apply for up to \$150,000 for that site.
- Applicants with multiple sites may apply for up to \$150,000 per site, for up to three sites, for a maximum of \$450,000 per sub-applicant. If a sub-applicant applies for projects at multiple sites, regardless of whether the projects are similar in nature, it must include an assessment of the vulnerability and risk unique to each site. Failure to do so may be cause for rejection of the application.

What Can I Apply for? Equipment

Allowable costs are focused on target hardening and physical security enhancements. Funding can be used for the acquisition and installation of security equipment on real property (including buildings and improvements) owned or leased by the nonprofit organization, specifically in prevention of and/or protection against the risk of a terrorist attack.

Pages 8-11 in the Funding Guidelines

AEL/SEL Number	Title	Description
030E-03-MEGA	System, Public Address, Handheld or Mobile	Systems for mass audio notification, including vehicle-mounted high powered speaker systems, or battery powered megaphone / public address systems with corded microphone.
04AP-05-CRED	System, Credentialing	<p>Software application and associated hardware and material for creating site/event credential badges and controlling scene access.</p> <p>Although some hardware would still be required, this functionality may also be obtainable via subscription as a cloud-based service, as opposed to purchasing software. However, special security considerations apply for data stored remotely.</p>
04AP-09-ALRT	Systems, Public Notification and Warning	Systems used to alert the public of protective actions or to provide warning to the public in the event of an incident, such as sirens, the Emergency Alert System (EAS), the Integrated Public Alert and Warning System (IPAWS), and Wireless Emergency Alerts (WEA).

Portion of an AEL from Pages 8-11

What Can I Apply for? Security Related Training

Nonprofit organizations may use NSGP funds for the following training-related costs:

- Employed or volunteer security staff to attend security-related training within the United States;
- Employed or volunteer staff to attend security-related training within the United States with the intent of training other employees or members/congregants upon completing the training (i.e., “train-the-trainer” type courses);
- Nonprofit organization’s employees, or members/congregants to receive on-site security training.

Allowable training-related costs under the NSGP are limited to attendance fees for training and related expenses, such as materials, supplies, and/or equipment. Overtime, backfill, and travel expenses are not allowable costs.

What Can I Apply for? Security Related Training

Allowable training topics are limited to the protection of critical infrastructure key resources, including physical and cybersecurity, target hardening, and terrorism awareness/employee preparedness such as Community Emergency Response Team (CERT) training, Active Shooter training, and emergency first aid training. Training conducted using NSGP funds must address a specific threat and/or vulnerability, as identified in the nonprofit organization's IJ. Training should provide the opportunity to demonstrate and validate skills learned as well as to identify any gaps in these skills.

- . Proposed attendance at training courses and all associated costs using NSGP funds must be included in the organization's application.**

What Can I Apply for? Construction/Renovation



FOR CONSTRUCTION COSTS TO BE ALLOWED THEY MUST BE SPECIFICALLY APPROVED BY FEMA, IN WRITING, PRIOR TO THE USE OF ANY NSGP PROGRAM FUNDS FOR CONSTRUCTION OR RENOVATION.



NSGP FUNDING MAY NOT BE USED FOR CONSTRUCTION AND RENOVATION PROJECTS **WITHOUT PRIOR WRITTEN APPROVAL FROM DHS/FEMA.**



ALL RECIPIENTS OF NSGP FUNDS MUST REQUEST AND RECEIVE PRIOR APPROVAL FROM DHS/FEMA BEFORE ANY NSGP FUNDS ARE USED FOR ANY CONSTRUCTION OR RENOVATION.

What Can I Apply for? Maintenance/Sustainment

Maintenance contracts, warranties, repair or replacement costs, upgrades, and user fees are only allowable in the following circumstances:

- The use of DHS/FEMA preparedness grant funds for maintenance contracts, warranties, repair or replacement costs, upgrades, and user fees are allowable, as described in FEMA Policy FP 205-402-125-1 under **all active and future grant awards**, unless otherwise noted.
- Except for maintenance plans or extended warranties purchased incidental to the original purchase of the equipment, the period covered by maintenance or warranty plan must not exceed the POP of the specific grant funds used to purchase the plan or warranty.

What Can I Apply for? Management and Administration

This is an allowable cost, but

- Request **only 5%** of the grant for these costs. (Max. \$7,500 on a \$150,000.00 award.)
- Persons that you are going to use for these services, must be working and administering the grant.
 - We can not pay for your NP Director or Pastor's salary.
- You will be required to provide personnel time sheets for the person working.
- You will be required to provide documentation of payroll and payment to the person.

Unallowable- Supplanting

Grant funds will be used to supplement existing funds and will not replace (supplant) funds that have been appropriated for the same purpose.

Applicants or recipients may be required to supply documentation certifying that a reduction in non-federal resources occurred for reasons other than the receipt or expected receipt of federal funds.

Unallowable-Equipment Not on AEL

Grant funds may not be used for the purchase of equipment not approved by DHS/FEMA. Grant funds must comply with IB 426 and may not be used for the purchase of the following equipment: firearms; ammunition; grenade launchers; bayonets; or weaponized aircraft, vessels, or vehicles of any kind with weapons installed.

Unallowable-Equipment Not on AEL

- Overtime, backfill, and/or travel expenses.
- Weapons or weapons related training
- Organization costs, and operational overtime costs
- Hiring of public safety personnel
- General-use expenditures
- Initiatives that do not address the implementation of programs/initiatives to build prevention and protection-focused capabilities directed at identified facilities and/or the surrounding communities
- The development of risk/vulnerability assessment models
- Initiatives that fund risk or vulnerability security assessments or the development of the IJ
- Initiatives in which Federal agencies are the beneficiary or that enhance Federal property

Unallowable-Equipment Not on AEL

- . Initiatives which study technology development
- . Proof-of-concept initiatives
- . Initiatives that duplicate capabilities being provided by the Federal Government
- . Organizational operating expenses
- . Reimbursement of pre-award security expenses
- . Cameras for license plate readers/license plate reader software
- . Cameras for facial recognition software
- . Knox Boxes

Environmental and Historic Preservation Compliance

All projects that may have potential impact to the environment will require a FEMA Environmental Historic Preservation form. For more information, please see FEMA Policy 108-023-1.



Environmental and Historic Preservation Compliance

Physical security enhancements including, but not limited to:

- Lighting
- Fencing
- Closed Circuit Televisions
- Motion Detection
- Barriers, doors, gates and related security enhancements.





When are
Applications
Due?

March 29,
2023
by 5:00 p.m.
(CST)

What do I need to Apply?

- Applicant(s) must be:
 - Described under section 501(c)(3) of the Internal Revenue Code of 1986 (IRC) and exempt from tax under section 501(a) of such code.
 - Be able to demonstrate, through this application, that the organization is at high risk of a terrorist attack.
- Must be eligible for funding.
 - The applicant must not be listed on the suspended and debarred list.
 - The applicant must not be listed on the DPS Restricted Parties List.
 - Applicants must have a current and active Unique Entity Identification number.

What do I need to Apply?

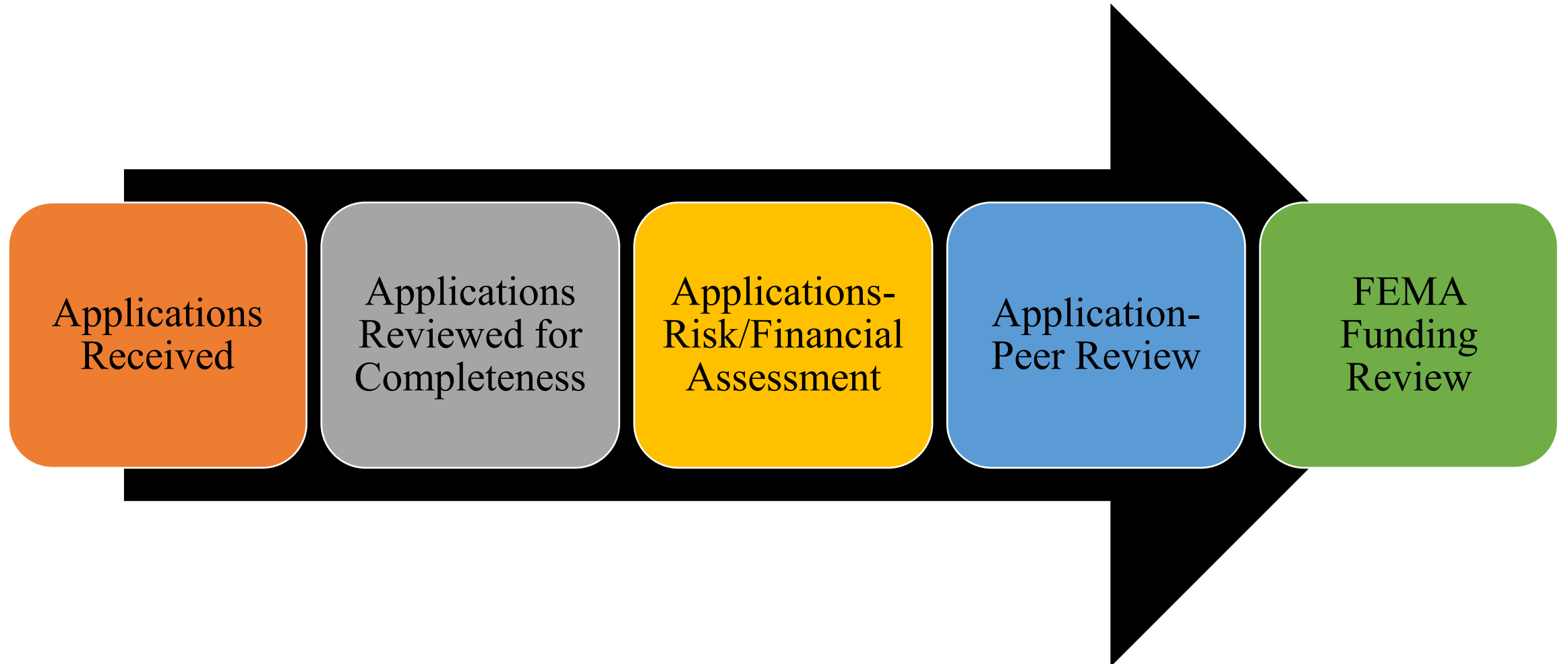
- Applicant must read and comply with 2 CFR 200.317 to 2 CFR 200.327 regulations.
- Applicant must have written procurement standards per 2 CFR 200.318(a).
- Applicant must have written conflict of interest standards per 2 CFR 200.318(c).
- Applicant read and understands that certain telecommunications and video surveillance services or equipment are prohibited from being purchased using grant funds. See 2 CFR § 200.216 and 2 CFR § 200.471.
- Applicant must take necessary steps to assure that minority businesses, women's business enterprises, and labor surplus area firms are used, when possible, per 2 CFR 200.321.
- Applicant agrees that this federal funding does not supplant (replace) state, local, and agency monies in their organization's budget for the requested items in this application.

What do I need to Apply?

The following MUST items must be submitted, or the application will be considered incomplete.

- Complete Application, submitted as PDF fillable format.
- Agency Signatures
- Vulnerability/Risk Assessment
- Applicant Organizations that are not Ideology-based/Spiritual/Religious organizations must submit documentation from the IRS demonstrating that they are a 501(c)3.
- Mission Statement on Letterhead

What Happens After the Application is Submitted?



What Happens After the Application is Submitted?

- Please Remember:
- Funding is limited.
- Funding is not guaranteed.

NSGP applications are to be submitted by nonprofit organizations to the MOHS. Applications will be reviewed through a multi-phase state and Federal review process for completeness, adherence to programmatic guidelines, feasibility, and how well the IJ (project description and justification) addresses the identified risk(s).

What Happens After the Application is Submitted?

MOHS Review: Application packages are submitted by the nonprofit organization to the MOHS based on the established criteria. The MOHS will review applications and recommend to DHS/FEMA which nonprofit organizations should be selected for funding.

1. The MOHS will review applications and recommend to DHS/FEMA which nonprofit organizations should be selected for funding. As part of the state review, the MOHS must: • Conduct an eligibility review. • Verify that the nonprofit is located outside an FY 2023 UASI-designated urban area.
2. Each member of the Nonprofit Security Working Group will review each application independently.
3. The Nonprofit Security Working Group Review and score all complete application packages (including vulnerability assessments and mission statement) using the NSGP Scoring Worksheet provided by DHS/FEMA.

What Happens After the Application is Submitted?

4. A score will be calculated for each application.
5. The Working Group may choose to ask for additional documentation for review, as they see appropriate, to assist in the review and award process.
6. Applications will be scored, prioritized and recommendations for funding will be made to FEMA. The MOHS will:
 - a. Submit the results of the state review along with complete applications from eligible applicants to DHS/FEMA.
 - b. Submit nonprofit organization application details for all applications received but not recommended for funding (including incomplete applications and ineligible applicants) to DHS/FEMA.

What Happens After the Application is Submitted?

7. The MOHS will base its recommendations on the MOHS's subject-matter expertise and discretion with consideration to the following factors:
- Need: The relative need for the nonprofit organization compared to the other applicants; and
 - Impact: The feasibility of the proposed project and how effectively the proposed project addresses the identified need.

What Happens After the Application is Submitted?

Federal (FEMA) Review: The IJs submitted by MOHS will be reviewed by DHS/FEMA HQ Program Analysts. Federal reviewers will score each IJ using the NSGP Investment Justification Scoring Worksheet.

What Happens After the Application is Submitted?

Final Score (NSGP-S): To calculate an application's final score, the sum of the applicant's SAA score and the Federal reviewer's score will be multiplied:

- By a factor of three for nonprofit groups that are at a high risk of terrorist attacks due to their ideology, beliefs, or mission;
- By a factor of two for medical and educational institutions; and
- By a factor of one for all other nonprofit organizations.

What Happens After the Application is Submitted?

Applicants **will be selected from highest to lowest scored** within their respective state/territory until the available state target allocation has been exhausted.

In the event of a tie during the funding determination process, priority will be given to nonprofit organizations that have not received prior year funding, then those prioritized highest by the MOHS

What Happens After the Application is Submitted?

Should additional NSGP-S funding remain unobligated after reviewing all state submissions, FEMA will use the final scores, in part, to determine how the remaining balance of funds will be allocated. Submissions will be selected for funding until the remaining balance of funds is exhausted.

What Happens After the Application is Submitted?

DHS/FEMA will use the results to make funding recommendations to the Secretary of Homeland Security. All final funding determinations will be made by the Secretary of Homeland Security, who retains the discretion to consider other factors and information in addition to DHS/FEMA's funding recommendations.

Notice of Award/Grant Orientation



Notice of Award: All applicants will receive a notice of award or notice of non-approval.
**July 2023. We will let you know.



Grant Orientation: August 2023



At the receipt of the award packet, the agency will receive notice of an upcoming Grant Orientation meeting. The Grant Orientation will provide updates of the grant, award packet information, grant forms, information on required reporting and closeout. **Grant Orientation is mandatory.**

Submission of Grant Award/Reimbursement

Submission of Grant Award/Reimbursement:


Grant award packets will be required to be submitted back to the MOHS email address of: MOHSgrants@dps.ms.gov, by a deadline date.



Let's Take a 5
Minute Break

Investment Justification (Application)

- Adobe PDF Fillable Format. FEMA Document.
 - Only Allowable Format Acceptable.
 - Cannot be converted into any other format and then submitted.



If you get an
error like
this.....

Please wait...


If this message is not eventually replaced by the proper contents of the document, your PDF viewer may not be able to display this type of document.

You can upgrade to the latest version of Adobe Reader for Windows®, Mac, or Linux® by visiting http://www.adobe.com/go/reader_download.

For more assistance with Adobe Reader visit <http://www.adobe.com/go/acrreader>.

Windows is either a registered trademark or a trademark of Microsoft Corporation in the United States and/or other countries. Mac is a trademark of Apple Inc., registered in the United States and other countries. Linux is the registered trademark of Linus Torvalds in the U.S. and other countries.

- Possible Help: Make sure your Adobe Browser is up to date with the newest version of Adobe.
- Possible Help:
 - Right Click on the file.
 - Look down the list until you see “Open With” >
 - Move cursor to the “>”
 - Another drop down box will open.
 - Click on Adobe DC.
- If you are still having difficulty with opening the document, please email our office at: mohsgrant@dps.ms.gov



If you get an
error like
this.....

Possible Help:

- . Download the Adobe DC upgrade
- . Save the attached IJ sent by Beth by selecting save as and save it where you like
- . Go back to the new Adobe DC that was downloaded and open the IJ by clicking on file and selecting the document that you saved

I. Nonprofit Organization Applicant Information

PART I. NONPROFIT ORGANIZATION SUBAPPLICANT INFORMATION

Identify the following:

LEGAL NAME OF THE ORGANIZATION

Please list the physical
address of the facility.

STREET

*One investment
justification per facility.*

CITY

STATE

ZIP CODE

COUNTY

Is the building owned, or are you leasing/renting?

*If leasing or renting, do you have the owner's permission to make
the proposed security enhancements?*

☐ Yes ☐ No

At the time of application, is the organization actively occupying and functioning out of the location listed above? ☐ Yes ☐ No

Are you the only nonprofit operating in/from this facility/building? ☐ Yes ☐ No

Note: Only one nonprofit can apply per building/facility/physical structure/address. However, the request and subsequent security enhancements may benefit nonprofits who cohabitate/operate in/from the same location. Multiple requests for federal assistance from the same physical address/building/facility/structure will all be deemed ineligible.

If "No," please explain how the proposed security enhancements benefit both you and the other organization(s).

Based on your mission statement, please summarize your organization's mission, ideology, and/or beliefs.

If "Other," please describe the type of organization.

Please select the function that best describes the organization:

Please select the organization's primary affiliation:

Note: Please select the main religious affiliation that describes your organization. If the organization is a denomination of an affiliation, please select the corresponding affiliation from the drop down menu instead of "Other." If your organization has NO religious affiliation, please select "None/Unaffiliated." There is NO scoring preference given to certain affiliations or lack thereof.

If "Other," please describe affiliation.

Eligible organizations are registered 501(c)(3) nonprofits or otherwise are organizations as described under 501(c)(3) of the Internal Revenue Code (IRC) and tax-exempt under section 501(a) of the IRC. More information on tax-exempt organizations can be found at: <https://www.irs.gov/charities-non-profits/charitable-organizations>.

Is the organization eligible under the IRC to receive NSGP funds? ☐ Yes ☐ No

Does the organization have a Unique Entity ID ([UEI](#)) Number? ☐ Yes ☐ No

If "Yes," please enter the UEI Number for the organization:

Nonprofits do not need to have a valid UEI at the time of application; however, subrecipients must have a valid UEI in order to receive a subaward.

Are you physically located in a current Urban Area Security Initiative designated urban area? ☐ Yes ☐ No

If "Yes," select the designated urban area from the list:

Total federal funding requested under the NSGP (will automatically populate based on entries in Section IV-B):

Part II. Background Information

PART II. BACKGROUND INFORMATION (5 POSSIBLE POINTS OUT OF 40)

Please describe (if applicable) this location's symbolic value as a highly recognized national or historic institution/landmark that renders the site as a possible target of terrorism or other extremist attack.

Please select (if applicable) the current, ongoing, or recent (last 3 years) event(s) in which your organization has been involved in prevention, protection, response, and/or recovery:

▼

Please describe the organization's role in prevention, protection, response, and/or recovery, specifically highlighting the efforts that demonstrate integration of nonprofit preparedness with broader state and local preparedness efforts.

Part III. Risk

A) **Threat:** In considering threat, the applicant should discuss the identification and substantiation of specific threats or attacks against the nonprofit organization or closely related organization by a terrorist organization, network or cell.

The applicant should also discuss findings from a risk assessment, police findings, and/or insurance claims specific to the location being applied for including dates and specific threats.

A) Threat: In considering a threat, please describe the identification and substantiation of specific threats or attacks against the nonprofit organization or a closely related organization, network, or cell.

Description can include findings from a threat or risk assessment, police report(s), and/or insurance claims specific to the location being applied for including dates of specific threats.

Part III. Risk

Vulnerabilities: In considering vulnerabilities, the applicant should discuss the organizations susceptibility to destruction, incapacitation, or exploitation by a terrorist attack.

B) Vulnerabilities: Please describe the organization's susceptibility to destruction, incapacitation, or exploitation by a terrorist or other extremist attack.


Part III. Risk

Potential Consequences: In considering potential consequences, the applicant should discuss potential negative effects on the organization's assets, system, and/or network if damaged, destroyed, or disrupted by a terrorist attack.

C) Potential Consequences: Please describe the potential negative effects on the organization's assets, systems, and/or function if damaged, destroyed, or disrupted by a terrorist or other extremist attack.

Part IV. Facility Hardening

Allowable costs include facility hardening activities, such as planning and exercise related costs, contracted security personnel, and security-related training courses and programs limited to the protection of critical infrastructure key resources. Funding can also be used for the acquisition and installation of security equipment on real property (including buildings and surrounding property) owned or leased by the nonprofit organization, specifically in prevention of and/or in protection against the risk of terrorist or other extremist attack.



Part IV. Facility Hardening

<p>Section IV-B: In this section, list all proposed facility hardening equipment, projects, or activities as allowable per the Authorized Equipment List (AEL), NSGP Notice of Funding Opportunity (NOFO), and Preparedness Grants Manual (PGM). Select the AEL number and title, list the vulnerability the equipment/project/activity addresses, and enter the estimated funding requested (round up to the nearest dollar).</p>		
AEL NUMBER & TITLE – EQUIPMENT, PROJECT, OR ACTIVITY	VULNERABILITY TO BE ADDRESSED	ESTIMATED FUNDING REQUESTED (Round to nearest dollar)
<div></div>		<div></div>
<div></div>		<div></div>
<div></div>		<div></div>
<div></div>		<div></div>
<div></div>		<div></div>
<div></div>		<div></div>
<div></div>		<div></div>
<div></div>		<div></div>
<div></div>		<div></div>
Total Funding Requested:		

Part IV. Facility Hardening

	▲
03OE-03-MEGA: System, Public Address, Handheld or Mobile	☰
04AP-05-CRED: System, Credentialing	
04AP-09-ALRT: Systems, Public Notification and Warning	
04AP-11-SAAS: Applications, Software as a Service	
05AU-00-TOKN: System, Remote Authentication	
05EN-00-ECRP: Software, Encryption	
05HS-00-MALW: Software, Malware/Anti-Virus Protection	
05HS-00-PFWL: System, Personal Firewall	▼
	▼

- Each section has a drop down selection menu. Based on the items you are requesting, select the item from the menu.

Part IV. Facility Hardening

New for FY23: **Installation Costs** will need to be included in the cost of the project. There is an AEL number for Installation.

If you do not request installation in the IJ/Application, you will not be able to be reimbursed for the costs.

Add enough money in project for installations.

Part IV. Facility Hardening

Section IV-B: In this section, list all proposed facility hardening equipment, projects, or activities as allowable per the Authorized Equipment List (AEL), NSGP Notice of Funding Opportunity (NOFO), and Preparedness Grants Manual (PGM). Select the AEL number and title, list the vulnerability the equipment/project/activity addresses, and enter the estimated funding requested (round up to the nearest dollar).		
AEL NUMBER & TITLE – EQUIPMENT, PROJECT, OR ACTIVITY	VULNERABILITY TO BE ADDRESSED	ESTIMATED FUNDING REQUESTED (Round to nearest dollar)
Total Funding Requested:		

- On the same line, the explain the vulnerability that that agency is addressing. Type in what this equipment will address, this may be something you have listed in your Vulnerability Assessment.
- Estimate the cost of the item. Do not guess. Please put in a reasonable amount of costs that it will take to complete the project for that item.
- Total Funding Requested: Total up all costs for equipment that the agency is planning to address.

Part V. Milestones

[illegible]

Part VI. Project Management

PART VI. PROJECT MANAGEMENT (2 POSSIBLE POINTS OUT OF 40)

Who will manage the project? *Include the name, phone number, email address, and experience of the project manager(s).*

Part VI. Project Management

Please assess your project management plan/approach. Assessment could include challenges to the effective implementation of this project and the coordination of the project with State and local homeland security partners.

Part VII. Impact

PART VII. IMPACT (4 POSSIBLE POINTS OUT OF 40)

Please describe the measurable outputs and outcomes that will indicate that this Investment is successful at the end of the period of performance.

Part VII. Impact

FUNDING HISTORY

If the nonprofit organization has received NSGP funding in the past, provide the funding amount, funding year, and the investment type.

Has the organization received federal NSGP funding in the past? ☐ Yes ☐ No

NOTE: Please only include federal NSGP funding. If the organization has received state-funded NSGP awards, or any other federal awards, please do NOT include those here.

Please select the MOST RECENT fiscal year in which the nonprofit received federal NSGP funding:

If "Yes," please list the year(s), amount(s), and Project(s)/Investment(s). (Example: FY20 / \$150K / CCD Camera System and Lighting.)

--

Non-Profit Sub-Applciant Contact Information

NONPROFIT SUBAPPLICANT CONTACT INFORMATION	
This application was written by: <div></div>	
<input type="checkbox"/> By clicking this box, I certify that I am an employee or affiliated volunteer on behalf of the nonprofit organization or have been hired by the nonprofit organization to apply on their behalf for the Nonprofit Security Grant Program.	
FULL NAME	POSITION/TITLE
<div></div>	<div></div>
EMAIL	WORK PHONE
<div></div>	<div></div>

BEFORE YOU SUBMIT YOUR APPLICATION:

Have you included:

Investment Justification:

- Adobe PDF-Fillable
- All sections filled out. No blank spaces.
- Double checked AEL/Equipment list. Make sure what you want matches the AEL, Description, etc..
- Addition of Installation Code from AEL. Estimated costs for installation. If you do not list installation and costs, this will not be covered.
- Cost estimate that will cover the equipment and project.
- Contact Information Provided

**BEFORE YOU
SUBMIT YOUR
APPLICATION:
Have you included:**

Mission Statement on Agency Letterhead.

Vulnerability Assessment.

- Filled out completely.
- Vulnerabilities Listed

Unique Entity Identification Number

- Please provide the number, if you have received.
- No Funding will be awarded until the UEI process is complete.

Proof of 501(3)(c) Status.

- If House of Worship, this is not required.



Once completed and double checked.

Email the mohsgrants@dps.ms.gov

Attach the Investment Justification

Attach all other documents, as (1) attachment.

(If possible)



MOHS will not know about the award on or around JULY 2023. We will let you know if you are awarded or have not been awarded.



**LET'S WRAP
IT UP**

FY23 Grant Application
Due to MOHS

March 29, 2023
by 5:00 p.m.

Send to:
mohsgrants@dps.ms.gov



MOHS Non-Profit
Grants Staff
Contacts:



Catrina Stamps (Non-Profit Grants)

- Email Address: cstamps@dps.ms.gov
- Phone Number: (601) 987-1274

Beth Loflin, Grants/Finance Director

- Email Address: beth.loflin@dps.ms.gov
- Phone Number: (601) 987-1278

Questions

